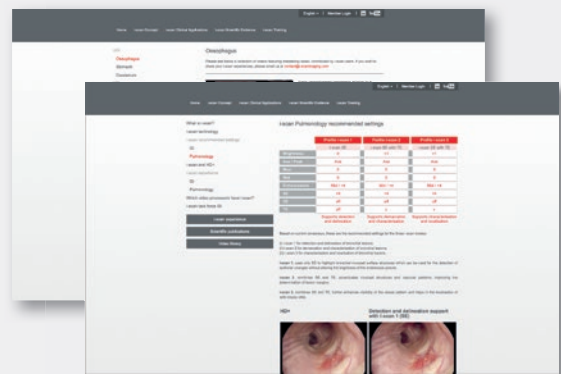


i-scan Certification

Knowledge is power

The i-scan certification has the aim to empower the clinical team to fully utilize i-scan in routine practice, fully leveraging on its proven benefits. With every OPTIVISTA EPK-i7010 video processor installation, your clinical team gets access to a comprehensive i-scan training platform, comprising self-training modules on i-scan classifications, tutorial videos and webinars. All this new content is available in the private membership section of the i-scan website. This platform stores a record of your progress and automatically informs you when new learning content is available.

After completion of the i-scan online training module, an i-scan certification will be issued by the i-scan task force to attest your i-scan knowledge.



Exchange and expand your knowledge on i-scan by visiting the i-scan website

- Available in English, German, French, Spanish, Italian and Russian
- Extensive case video library
- Available archive of i-scan scientific studies
- Private membership for exclusive training access

www.i-scanimaging.com

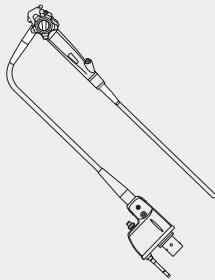


Premium installation

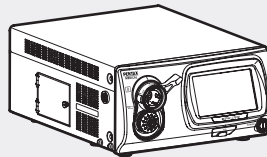
A premium service for a premium customer

The best combination for the best image


Video Endoscopes
i10 Series



Video Processor
EPK-i7010



Display Device
27" Radiance Ultra



We work hard to ensure you have the optimal solution to meet your requirements. In order to guarantee the unique PENTAX Medical image quality, you need to have an optimal HD+ imaging chain setup, from the endoscope to the monitor.

To ensure this optimal image, your PENTAX Medical service engineer will:

- Setup the optimal processor's settings for best i-scan and i-scan OE usage
- Provide any necessary software updates for your endoscopes
- Verify the HD+ compatibility of your peripheral electronic equipment
- Inspect thoroughly all wiring materials to ensure compatible quality
- Advise on how to receive HD+ over long distances

For a premium performance

To ensure that you maximize performance of the OPTIVISTA EPK-i7010 video processor achieving the best image quality, we recommend the following combination of equipment:

- The i10 HD+ endoscopes
- The 27" PENTAX Medical Radiance Ultra monitor
- PENTAX Medical ZeroWire

EMEA Headquarter
Germany



PENTAX Europe GmbH
Julius-Vosseler-Straße 104 . 22527 Hamburg
Tel.: +49 40 / 5 61 92 - 0 . Fax: +49 40 / 5 60 42 13
E-mail: info.emea@pentaxmedical.com . www.pentaxmedical.com

TÜV Süd CE0123 • Medical device class: IIa • This product must be used only by Healthcare professionals. Before usage and for detailed product specifications, please refer to the instructions for use. In the interest of technical process, specifications may change without notice.